



Protect Seat

The Protect Seat is tested to withstand impact from vehicles to IWA 14-1 standards. Featuring a corrosion resistant steel frame that is powder coated to specification and clad in Sapele timber slats. Optional armrests available. Can be combined with a table and additional bench to form a picnic set.

This seating unit sits atop a 'Dual Protect Impact Core' that is hot dip galvanised to BS EN 1461:2009 as standard and cast in concrete at a total depth of only 250mm.

DIMS:

Above ground - W: 500 x L: 1800 x H: 828mm / Below ground - W: 1300 x L: 2200 x H: 250mm



MATERIALS:

Seat - Galvanised & Powder-Coated Steel, Sapele Timber / Protect Core - Galvanised Steel

IWA 14-1:2013 TEST RATING:

V/2500[N1G]/48/90:0.0

W: 500 x L: 1800 x H: 828mm



Materials, Finishes & Options


Steel

Available in the options below;
for further details on our **steel** visit our **materiality page >>**

Timber

Available in the options below;
for further details on our **timber** visit our **materiality page >>**

Standard



Galvanised

Premium



Powder coated

Soft Wood



Siberian Larch

Hard Wood



Sapele