



Tombola Bench

A monolithic design featuring large hardwood beams resting on steel columns with optional integrated lighting. The lengthy Hardwood beams form an attractive and consistent bench, that when combined with underlighting becomes a focal point in urban areas.

The extremely durable timbers are specially sourced and can be manufactured to any length required.

The industrial steel supports can be powder coated in a range of RAL colours to complement your scheme.

The bench can be secured in place using surface or below surface fixings.

Also available is the Tombola Table featuring the same design principles. When combined with the table it creates a unified communal dining and social space.

Materials:

Frame: Steel

Bench Top: Hardwood

Standard Unit - L: 2000mm x D: 300mm x H: 550mm

**TECHNICAL
DRAWINGS
AVAILABLE ON
REQUEST**

**PLEASE CONTACT
OUR SALES TEAM**

Materials, Finishes & Options

Timber

Available in the options below;
for further details on our **timber** visit our **materiality page >>**

Soft Wood



Siberian
Larch

Hard Wood




Sapele


Colours

Available in a huge range of **RAL** colours.

Our most popular colours are;



Jet black



Graphite
grey



Ultramarine



White

Fixtures

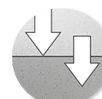
This Product can be customised with a range of optional fixtures. If you have any further bespoke requirements **get in touch**, our sales team will be happy to help.




Armrests



Anti-skate
studs



Surface mount
/ Root fixed



Bench/Seat