



## Inspira Protect Planter

Inspira Protect Planters has been tested to IWA 14-1 standards to withstand impact from both 1.5 and 2.5 tonne vehicles.

Inspira Protect features an impact resistant fully-welded steel support frame. Sub frame and cladding panels are all hot-dip galvanised to BS EN 1461:2009 and powder coated to site specification. The planter sits atop a slab foundation of 150mm. The modular design can be scaled up where needed. The 2.5 Tonne version features a higher axel impact point with a height of 600mm.

### DIMS:

∆ Above ground ∆€" (standard unit) H: 450/600mm x L: 1500 x W: 1000mm

### MATERIALS:

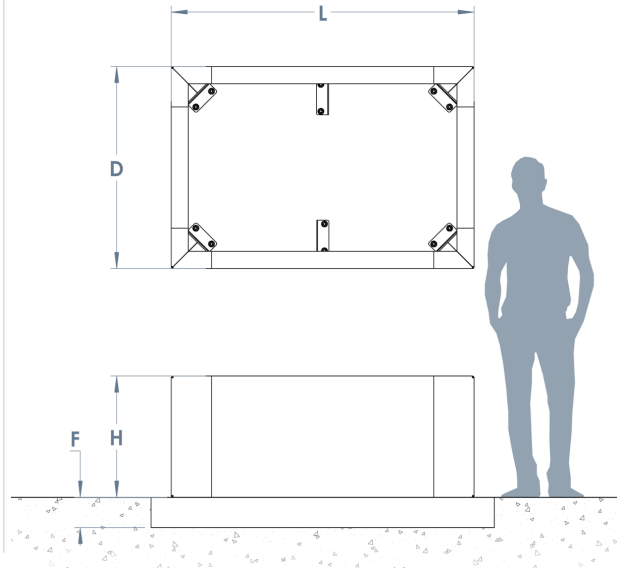
∆ Galvanised & Powder-Coated Steel

### IWA 14-1:2013 TEST RATING:∆

H: 450mm - V/1500[M1]/48/90:0.0

H: 600mm - V/2500[N1G]/48/90:0.0

Manufactured to suit customer requirements



## Materials, Finishes & Options

### Steel

Available in the options below;  
for further details on our **steel** visit our **materiality page >>**

#### Standard

#### Premium





Galvanised

Powder coated

### Colours

Available in a huge range of **RAL** colours.

Our most popular colours are;



Jet black

Graphite grey

Ultramarine

White