

## Moreland Canopy

The Moreland Canopy is a truly versatile wall mounted canopy and is available in standard modules from stock, or as a tailored unit to suit your requirements. It can be installed for a variety of applications including covered walkways, cycle parking and motorcycle parking. This canopy gives clear access and is ideal for situations where floor space is restricted.

Manufactured from a mild steel frame, hot dipped galvanised as standard and can be powder coated in a wide range of RAL or BS colours. The roof can be clad with UV stable PET Sheeting or multiwall polycarbonate,

### Customisable options include:

- Powder coating in a range of RAL colours
- Bespoke sizes available on request
- Guttering

### Advantages of this design include:

- Monopitch roof for water run-off
- Minimal design increases usable space beneath
- Extends usable outdoor space
- Low Maintenance

### Ideal for:

- Entrance
- Outdoor classrooms
- Courtyard covers

Our steel structures are manufactured to BS EN 1090 standards.

Manufactured to suit customer requirements

**TECHNICAL  
DRAWINGS  
AVAILABLE ON  
REQUEST**


**PLEASE CONTACT  
OUR SALES TEAM**

## Materials, Finishes & Options

### Steel

Available in the options below;  
for further details on our **steel** visit our **materiality page >>**

#### Standard



Galvanised

#### Premium



Powder coated


### Plastic Roof Cladding

Available in the options below;  
for further details on our **Plastic** visit our **materiality page >>**

#### PET Sheet




#### Triple wall Polycarbonate



### Fixtures

This product can be customised with a range of optional fixtures. If you have any further bespoke requirements **get in touch**, our sales team will be happy to help.



Surface mount  
/ Roof fixed



Bespoke  
sizes



Security  
additions