



Heron Shelter

The Heron is a versatile cantilevered shelter with powder-coated steel beams at the rear supporting a tilted flat roof that is clad with multiwall polycarbonate. The Heron Shelter is a reliable and efficient option to provide shelter for a variety of outdoor spaces.

Customisable options include:

- Powder coating in a range of RAL Colours
- Extendable modular design
- Bespoke sizes available on request

Advantages of this design include:

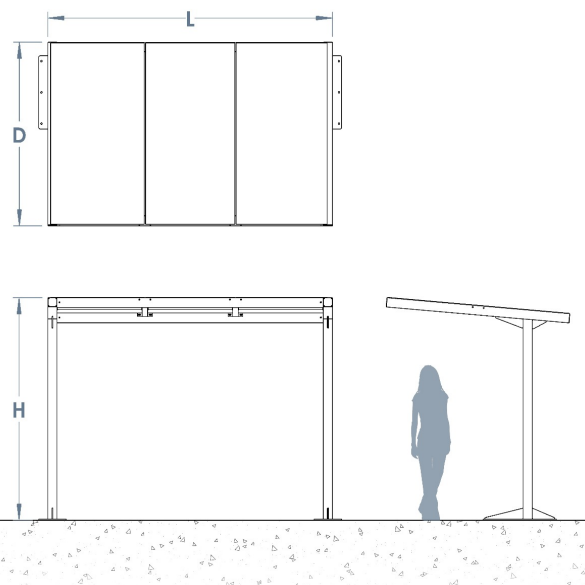
- Open space beneath with only 2 posts
- Flexible design
- Low maintenance
- Monopitch roof for water run-off to the rear

Ideal Shelter for:

- Cycle parking
- Smoking/vaping shelter
- Walkways
- Retail parks
- Schools/Universities/student accommodation
- Business parks
- Hospitals

All our shelters are manufactured to BS EN 1090 Standards.

L: 4000mm x D: 2000mm x H: 2100mm




Materials, Finishes & Options

Steel

Available in the options below;
for further details on our **steel** visit our **materiality page >>**

Standard



Galvanised

Premium




Powder coated

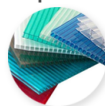
Plastic Roof Cladding

Available in the options below;
for further details on our **Plastic** visit our **materiality page >>**

Triple wall Polycarbonate

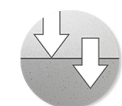


Coloured Options



Fixtures


This product can be customised with a range of optional fixtures. If you have any further bespoke requirements **get in touch**, our sales team will be happy to help.



Surface Mount / Root fixed



Cycle parking



Bespoke sizes



Security additions