



Bromley Bus Shelter

When you are on a tight budget but you cannot compromise on quality or coverage the Bromley Bus Shelter is the ideal solution.



The Bromley Bus shelter's steel frame is hot dipped galvanised, can be powder coated, and clad with 10 year UV stable 4mm PET clear sheeting. PETG end panels are also available.

Now available in grade 304 stainless steel or 316 stainless steel for more aggressive environments such as industrial or coastal areas with a brushed satin finish.

Available as a standalone shelter or extendable by 4 metre units to suit your requirements, includes an integral perch bench.

All our Shelters can be manufactured to be BREEAM compliant.

L: 4100mm x H: 2100mm x Roof Coverage: 2210mm




Materials, Finishes & Options

Steel

Available in the options below;
for further details on our **steel** visit our **materiality page >>**

Standard



Galvanised

Premium



Powder coated

Plastic

Available in the options below;
for further details on our **Plastic** visit our **materiality page >>**

Standard



80% light transmittance

Premium



Coloured




Opaque



Smoked Grey

Fixtures

This product can be customised with a range of optional fixtures. If you have any further bespoke requirements **get in touch**, our sales team will be happy to help.



Surface mount / Root fixed



Notice Boards



Bespoke sizes



Security additions