





## Imperial Seat

Curved or straight? The choice is yours. But the key word there is "choice". That's what this stylish seat gives you. The Imperial Seat is manufactured from curved timber slats complete with timber frame, armrests and backrest, and can be modified to suit your requirements.

Available as a curved or straight seat, this is available with hardwood or softwood timber slats and is surface mounted or root fixed. An attractive, contemporary seat for any outdoor environment.

L: 2000mm x D: 340mm x H: 450mm



## Materials, Finishes & Options

### Timber

Available in the options below;  
for further details on our timber visit our [materiality page](#) >>

### Fixtures

This Product can be customised with a range of optional fixtures. If you have any further bespoke requirements get in touch, our sales team will be happy to help.

#### Standard



Softwood

#### Premium



Iroko



Sapele




Cumaru



Armrests



Anti-skate  
studs



Surface mount  
/ Root fixed



Bench/Seat