



Bradford Bench

A surface mounted or root fixed bench, the Bradford Bench is a sturdy, hard wearing seating solution that is suitable for any outdoor areas, especially busy town centres. The frame is manufactured from grade 304 stainless steel with a brushed satin finish, whilst the base consists of treated timber slats. The combination of the two materials creates a stylish and modern seat.

Available with grade 316 stainless steel for more aggressive environments such as industrial or coastal areas.

L: 1800mm x D: 447mm x H: 450mm



Materials, Finishes & Options

Stainless steel

Available in the options below;
for further details on our **stainless steel** visit our **materiality page >>**

Standard



Brushed
satin

Premium



Bright
polish



Bead
blasted



Mirror
Polished

Standard



Softwood

Premium



Iroko



Sapele



Cumaru

Fixtures

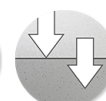
This Product can be customised with a range of optional fixtures. If you have any further bespoke requirements **get in touch**, our sales team will be happy to help.



Armrests



Anti-skate
studs



Surface mount
/ Root fixed



Bench/Seat