




Stainless Steel Sheffield Cycle Stand

Simplicity is the key here, as our massively popular root fixed Stainless Steel Sheffield Cycle Stand™'s basic design allows it to be used in any urban and rural landscape. It's a really cost-effective way to cater for your cycle users. It comes manufactured from grade 304 stainless steel or 316 stainless steel for more aggressive environments such as industrial or coastal areas.

Named after the Steel City, this cycle stand features a brushed satin finish as standard or has the option of a bright polish finish; it's also root fixed as standard or base plated for surface fixing.

H: 800mm x L: 715mm x Dia: 48mm



Materials, Finishes & Options

Stainless steel
Available in the options below;
for further details on our **stainless steel**
visit our **materiality page >>**

Standard

Premium



Brushed
satin



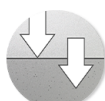
Bright
polish



Bead
blasted




Mirror
Polished



Surface Mount
/ Root fixed



Tapping
Plate



Custom
decals



Midrail

Fixtures

This product can be customised with a range of optional fixtures. If you have any further bespoke requirements **get in touch**, our sales team will be happy to help.