


CYCLE STANDS





We are far from just a street furniture supplier

As designers, manufacturers and installers of street furniture, canopies and shelters, we pride ourselves on being the go-to experts that can offer you more.

We are determined to ensure that your outdoor space is vibrant, practical, aesthetically pleasing and functional, whilst offering you cost-effective solutions to your outdoor space planning.

As a company, we like to change the way people interact with the outdoor space, and how they view the landscape too.

We are determined to help organisations create outdoor environments that people enjoy walking through, interacting with or simply using it as a stopping and gathering point.

Our resources, flexibility and expertise often enables us to deliver more performance than your budget specifies and we will always go that extra mile for our clients when it comes to providing excellent customer service.

We are proud to have had over three decades of experience and expertise in our sector, allowing us to assist your organisation in choosing the right products for your individual scheme.

We are Bailey Streetscene




Stainless Steel Sheffield Cycle Stand

Simplicity is the key here, as our massively popular root fixed Stainless Steel Sheffield Cycle Stand's basic design allows it to be used in any urban and rural landscape. It's a really cost-effective way to cater for your cycle users. It comes manufactured from grade 304 stainless steel or 316 stainless steel for more aggressive environments such as industrial or coastal areas.

Named after the Steel City, this cycle stand features a brushed satin finish as standard or has the option of a bright polish finish; it's also root fixed as standard or base plated for surface fixing.

H: 800mm x L: 715mm x Dia: 48mm



Materials, Finishes & Options

Stainless steel
Available in the options below;
for further details on our **stainless steel**
visit our **materiality page >>**

Standard

Premium



Brushed
satin



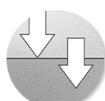
Bright
polish



Bead
blasted




Mirror
Polished



Surface Mount
/ Root fixed



Tapping
Plate



Custom
decals



Midrail

Fixtures

This product can be customised with a range of optional fixtures. If you have any further bespoke requirements **get in touch**, our sales team will be happy to help.




Sheffield Cycle Stand

Simplicity is the key here, as our massively popular root-fixed Sheffield Cycle Stand's basic design allows it to be used in any urban and rural landscape. It's a really cost-effective way to cater for your cycle users.

Named after the Steel City, you won't be surprised to hear that this is manufactured from mild steel and hot dipped galvanised as standard - and with powder coating to most BS or RAL colours available, as well as the option of being surface mounted.

H: 800mm x L: 750mm x Dia: 48mm




Materials, Finishes & Options

Steel

Available in the options below;
for further details on our **steel** visit our **materiality page >>**

Standard



Galvanised

Premium



Powder coated



Stainless steel



Corten

Colours

Available in a huge range of **RAL** colours.

Our most popular colours are;



Jet black



Graphite grey



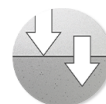
Ultramarine



White

Fixtures


This product can be customised with a range of optional fixtures. If you have any further bespoke requirements **get in touch**, our sales team will be happy to help.



Surface Mount / Root fixed



Tapping Plate



Custom decals



Midrail




Sheffield Toastrack Cycle Stand

The Sheffield Toastrack is our most popular cycle rack. It holds 10 bikes as standard and can be used as a stand-alone product or installed within a cycle shelter, which is always a popular choice to save space.

Manufactured from mild steel and hot dipped galvanised as standard, and optional powder coating to most BS or RAL colours, this is available in grade 304 stainless steel or 316 stainless steel for when you need a cycle stand to battle the elements or be placed in more aggressive environments such as industrial or coastal areas. Brush satin finish.

L: 3070mm x D: 750mm x H: 800mm x Dia: 48mm



Materials, Finishes & Options

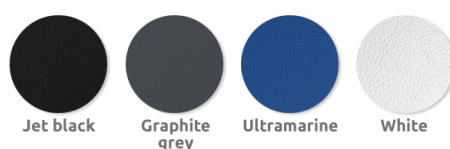

Steel

Available in the options below;
for further details on our **steel** visit our **materiality page >>**

Colours

Available in a huge range of **RAL** colours.

Our most popular colours are;





York Cycle Stand

Based upon the popular Sheffield hoop design, the York Cycle Stand has an integral sign panel. Manufactured from mild steel galvanised and polyester powder coated, this is a root fixed cycle stand with the option of being surface mounted.

As cycling is a fast-growing method of transportation, there is a real need for outdoor spaces to provide the facilities and products to ensure security for their owners. The York Cycle Stand allows you to do this, and also gives you a choice of colours to choose from too.

H: 1100mm x L: 750mm x Dia 48mm

TECHNICAL
DRAWINGS
AVAILABLE ON
REQUEST


PLEASE CONTACT
OUR SALES TEAM

Materials, Finishes & Options

Steel

Available in the options below;
for further details on our **steel** visit our **materiality page >>**

Standard



Galvanised

Premium



Powder
coated



Stainless
steel



Corten


Colours

Available in a huge range of **RAL** colours.

Our most popular colours are;



Jet black



Graphite
grey




Ultramarine



White

Fixtures


This product can be customised with a range of optional fixtures. If you have any further bespoke requirements **get in touch**, our sales team will be happy to help.



Surface Mount
/ Root fixed



Tapping
Plate



Custom
decals



Midrail




Harrogate Cycle Stand

Perfect if you are looking for a cost-effective cycle storage solution, the root fixed Harrogate Cycle Stand is manufactured from mild steel and hot dipped galvanised as standard. This is a popular design as it allows the bike to be secured by wheel and frame to prevent theft.

This cycle stand is also manufactured in grade 304 stainless steel, brushed satin finish with a semi-circular head, and gives you the option of being surface mounted plus having a powder coating (most BS or RAL colours are available). There is a real need for outdoor spaces to provide the products to ensure increased security for cycle owners, and the Harrogate Cycle Stand allows you to this economically.

H: 1100mm x D: 770mm x Dia: 48mm



Materials, Finishes & Options

Steel

Available in the options below;
for further details on our **steel** visit our **materiality page >>**

Standard



Galvanised

Premium



Powder coated



Stainless steel



Corten


Colours

Available in a huge range of **RAL** colours.

Our most popular colours are;



Jet black



Graphite grey




Ultramarine



White

Fixtures


This product can be customised with a range of optional fixtures. If you have any further bespoke requirements **get in touch**, our sales team will be happy to help.



Surface Mount / Root fixed



Tapping Plate



Custom decals



Midrail



Stainless Steel York Cycle Stand

Based upon the popular Sheffield hoop design, the Stainless Steel York Cycle Stand has an integral sign panel. Manufactured from grade 304 stainless steel with a brush satin finish, please note that grade 316 stainless steel is also available for harsher or more densely used environments.

Root fixed as standard, there is also the option of the Stainless Steel York Cycle Stand being surface mounted, whilst there is the option of having bespoke sizes with this product too. As cycling is a fast-growing method of transportation, there is a real need for outdoor spaces to provide the facilities and products to ensure security for their owners. The Stainless Steel York Cycle Stand allows you to do this.

H: 1100mm x D: 750mm x Dia: 48mm

TECHNICAL
DRAWINGS
AVAILABLE ON
REQUEST

PLEASE CONTACT
OUR SALES TEAM

Materials, Finishes & Options

Stainless steel
Available in the options below;
for further details on our **stainless steel**
visit our **materiality page >>**

Standard

Premium



Brushed
satin



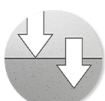
Bright
polish



Bead
blasted




Mirror
Polished



Surface Mount
/ Root fixed



Tapping
Plate



Custom
decals



Midrail

Fixtures

This product can be customised with a range of optional fixtures. If you have any further bespoke requirements get in touch, our sales team will be happy to help.



Stainless Sheffield Cycle Stand Surface Mounted

Named after the Steel City, simplicity is the key here, as our massively popular surface mounted Sheffield Cycle Stand is manufactured from grade 304 stainless steel or 316 stainless steel for more aggressive environments such as industrial or coastal areas, both with a brushed satin finish as standard or a bright polished finish.

The design allows this cycle stand to be used in any urban and rural landscape. It's a really cost-effective way to cater for your cycle users.

H: 800mm x L: 715mm x Dia: 48mm

TECHNICAL
DRAWINGS
AVAILABLE ON
REQUEST

PLEASE CONTACT
OUR SALES TEAM

Materials, Finishes & Options

Stainless steel
Available in the options below;
for further details on our **stainless steel**
visit our **materiality page >>**

Standard

Premium



Brushed
satin



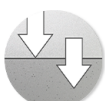
Bright
polish



Bead
blasted




Mirror
Polished



Surface Mount
/ Root fixed



Tapping
Plate



Custom
decals



Midrail

Fixtures

This product can be customised with a range of optional fixtures. If you have any further bespoke requirements get in touch, our sales team will be happy to help.



Fin Cycle Stand

The Fin Cycle Stand is manufactured from 48mm grade 304 stainless steel, or grade 316 stainless steel for more aggressive environments such as industrial or coastal areas, and hot dipped galvanised as standard. Brushed satin finish available.

Whilst tough and hard-wearing, this fin shaped cycle stand comes root fixed as standard with the option of surface mounted, and can be powder coated to most BS or RAL colours.

L: 935mm x H: 800mm x Dia: 48mm



Materials, Finishes & Options

Steel

Available in the options below;
for further details on our **steel** visit our **materiality page >>**

Standard



Galvanised

Premium



Powder coated



Stainless steel



Corten

Colours

Available in a huge range of **RAL** colours.

Our most popular colours are;



Jet black



Graphite grey




Ultramarine



White

Fixtures

This product can be customised with a range of optional fixtures. If you have any further bespoke requirements **get in touch**, our sales team will be happy to help.



Surface mount / Root fixed



Sheffield Cycle Stand Surface Mounted

The Surface Mounted Sheffield Cycle Stand is one of the most popular cycle stands, simple design allows this cycle stand to be used in urban and rural landscapes.

Manufactured from mild steel and the hot dipped galvanised as standard. Powder coating to most BS or RAL colours available.

H: 800mm x L: 750mm x Dia: 48mm

**TECHNICAL
DRAWINGS
AVAILABLE ON
REQUEST**

**PLEASE CONTACT
OUR SALES TEAM**

Materials, Finishes & Options

Steel

Available in the options below;
for further details on our **steel** visit our **materiality page >>**

Standard



Galvanised

Premium



Powder coated



Stainless steel



Corten

Colours

Available in a huge range of **RAL** colours.

Our most popular colours are;



Jet black



Graphite grey




Ultramarine



White

Fixtures


This product can be customised with a range of optional fixtures. If you have any further bespoke requirements **get in touch**, our sales team will be happy to help.



Surface Mount / Root fixed



Tapping Plate



Custom decals



Midrail




Sheffield Cycle Stand With Mid-rail

Named after the Steel City you'd be expecting a tough, durable cycle stand, and the root fixed Sheffield Cycle Stand with Mid-rail doesn't disappoint. It's one of the most popular cycle stands at Bailey Streetscene, as its simple design allows it to be used in both urban and rural landscapes.

Manufactured from mild steel and the hot dipped galvanised as standard, it's also available manufactured from grade 304 or 316 stainless steel for more aggressive environments such as industrial or coastal areas. It comes complete with a steel mid-rail which serves multiple purposes including adding an extra locking point for your bicycle.

Additional Options: Root fixed as standard with a surface mounted option available. Powder coating to most BS or RAL colours available. Bright polished finish or brushed satin finish. A rubber bung can be added for use as a door guard.

H: 1100mm x L: 750mm x Dia: 48mm




Materials, Finishes & Options

Steel

Available in the options below;
For further details on our **steel** visit our **materiality page >>**

Standard



Galvanised

Premium



Powder coated



Stainless steel



Corten


Colours

Available in a huge range of **RAL** colours.

Our most popular colours are;



Jet black



Graphite grey




Ultramarine



White

Fixtures


This product can be customised with a range of optional fixtures. If you have any further bespoke requirements **get in touch**, our sales team will be happy to help.



Surface Mount / Root fixed



Tapping Plate



Custom decals



Midrail



Circular Cycle Stand

The surface mounted Circular Cycle Stand is manufactured from 60mm diameter mild steel, and comes galvanised as standard. For more aggressive environments such as industrial or coastal areas, it's also available in grade 304 or 316 stainless steel. With a brushed satin finish as standard, bright polished finish and powder coated finish options also available. Mid-rail available.

H: 825mm x D: 1000mm x Dia: 60mm

**TECHNICAL
DRAWINGS
AVAILABLE ON
REQUEST**

**PLEASE CONTACT
OUR SALES TEAM**

Materials, Finishes & Options

Steel

Available in the options below;
for further details on our **steel** visit our **materiality page >>**

Standard



Galvanised

Premium



Powder
coated



Stainless
steel



Corten


Colours

Available in a huge range of **RAL** colours.

Our most popular colours are;



Jet black



Graphite
grey




Ultramarine



White

Fixtures

This product can be customised with a range of optional fixtures. If you have any further bespoke requirements **get in touch**, our sales team will be happy to help.



Surface mount
/ Root fixed




Stainless Steel Fin Cycle Stand

The Stainless Steel Fin Cycle Stand is manufactured from 48mm grade 304 stainless steel or grade 316 for more aggressive environments such as industrial or coastal areas. Whilst tough and hard-wearing, this fin shaped cycle stand comes with a brushed satin finish as standard, and there is a bright polished finish available too.

Root fixed, also available as surface mounted.

H: 800mm x D: 935mm x Dia: 48mm



Materials, Finishes & Options

Stainless steel
Available in the options below;
for further details on our **stainless steel**
visit our **materiality page >>**

Standard

Premium



Brushed
satin



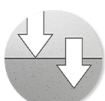
Bright
polish



Bead
blasted



Mirror
Polished



Surface mount
/ Root fixed

Fixtures

This product can be customised with a range of optional fixtures. If you have any further bespoke requirements **get in touch**, our sales team will be happy to help.


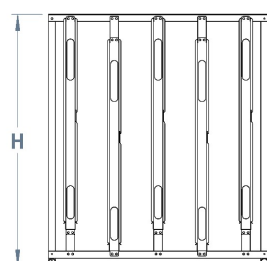
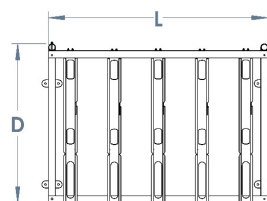


Semi Vertical Cycle Rack

A superb space-saver, the Semi Vertical Cycle Rack is a simple space saving product ideal for high-density population areas such as stations, offices, shopping centres, car parks, universities and high streets - and can be used to help demonstrate compliance with BREEAM.

The racks are designed for a long tough life of heavy use, with minimum maintenance required and the bicycles can be secured with both front and rear wheels as well as a central locking loop. The Semi Vertical Cycle Rack is manufactured from mild steel and then hot dipped galvanised as standard, making it a flexible and extremely durable cycle storage solution.

L : 305mm x D: 1052mm x H : 1870mm



Materials, Finishes & Options



Steel


Available in the options below;
for further details on our **steel** visit our **materiality page >>**

Colours

Available in a huge range of **RAL** colours.

Our most popular colours are;





Multiplicity Cycle Stand

Part of the contemporary stylish Multiplicity range, the Multiplicity Cycle Stand shares the subtle convex frame language of the benches, seats and table of its counterparts. Manufactured from a single aluminium casting, it has unique ergonomic features, and makes a superb addition to any outside area.

This gives the cycle user the safety and security that they are looking for, whilst you are providing an attractive, durable product to offer just that. There is a real need for outdoor spaces to provide the products to ensure increased security for cycle owners, and the Multiplicity Cycle Stand allows you to do this.

L: 611mm x D: 152mm x H: 910mm



Materials, Finishes & Options

Timber

Available in the options below;

for further details on our **timber** visit our **materiality page** >>

Standard

Premium



Softwood




Iroko



Sapele



Cumaru



FGP Cycle Stand

The new FGP Cycle Stand offers security and style as it is a visually intriguing shape that echoes the form of a bicycle frame: perfect for any outdoor space. Aesthetically, it's a great addition to any school, park, office, or public space and as the rack is fixed to the ground at a single base it's easy to install.

As cycling is a fast-growing method of transportation, there is a real need for outdoor spaces to provide the facilities and products to ensure security for their owners. And the FGP Cycle Stand allows you to do this and looks great at the same time.

L: 760mm x D: 88mm x H: 814mm



Materials, Finishes & Options


Aluminium
Available in the options below;
for further details about our **aluminium**
visit our **materiality** page >>



Uncoated



Powder
coated



Eltham Cycle Trough

Incredible design saving space and costs, the trough alone for wall mounting or add with the rack for a stand alone unit. It secures the bikes in a completely vertical position in order to maximise the cycle parking capacity. The rack comes complete with locking loops to secure the frame, and a wheel which can help contribute towards gaining ENE8 Cycle

Available in a host of options and onsite in less than 72hrs.

L: 1490mm x W: 77mm x D: 75mm



Materials, Finishes & Options

Steel

Available in the options below;
for further details on our **steel** visit our **materiality** page >>

Standard



Galvanised

Premium




Powder coated


Colours

Available in a huge range of **RAL** colours.

Our most popular colours are;



Jet black



Graphite grey



Ultramarine



White



Protect Cycle Stand

The Protect Cycle Stand is tested to withstand impact from vehicles to IWA 14-1 standards. As standard the cycle stand is manufactured in a grade 304 grit brushed finished stainless-steel sleeve, with the option of either Flat top or fully welded dome top and 2 Sapele hardwood timber bumpers. Also available in galvanised and powder-coated steel.

This Cycle Stand sits atop a 'Protect Impact Core' that is hot dip galvanised to BS EN 1461:2009 as standard and cast in concrete at a total depth of only 250mm.

DIMS:

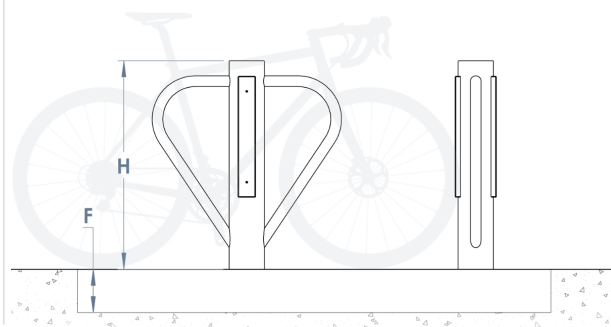
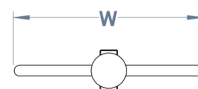
Â Above ground - W: 139 x L: 750 x H: 820mm / Below ground - W: 1300 x L: 1300 x H: 250mm

MATERIALS:

Â Cycle Stand: G304/316 Stainless Steel, Sapele Timber/ Protect Core: Galvanised Steel

IWA 14-1:2013 TEST RATING:Â

Single Core - V/1500[M1]/48/90:2.2 / Dual Core - V/2500[N1G]/48/90:0.0
W: 139 x L: 750 x H: 820mm



Materials, Finishes & Options


Steel

Available in the options below;
for further details on our **steel** visit our **materiality page >>**

Timber

Available in the options below;
for further details on our **timber** visit our **materiality page >>**

Standard



Galvanised

Premium



Powder coated



Stainless steel

Soft Wood



Siberian Larch

Hard Wood



Sapele



Cison Co Bike Repair Station

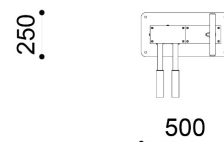
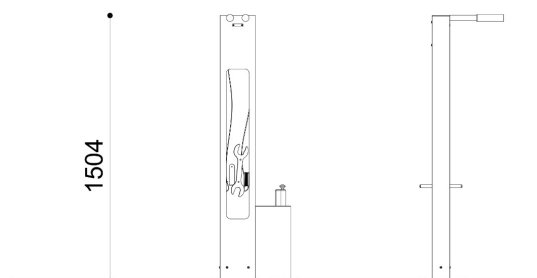
Bicycle repair post made of coated extruded aluminium with steel base, equipped with special brackets with rubber protection and reflective tape. Inside the central section is a set of tools.

The tools supplied are: adjustable spanner, set of hexagonal spanners, fixed spanner size 4, set of tyre levers, wheel inflator pump.

All fixings are in AISI304 stainless steel.

Prepared with holes for ground fixing through mechanical dowels (not included).

L: 500mm x W: 250mm x H: 1054



Materials, Finishes & Options

Available in the options below;
for further details
visit our [materiality page](#) >>



Powder Coated Steel/Aluminium in a range of colours
Get in touch for more information



Easylift Premium Cycle Rack

The highest selling two tier system in Europe!

Easylift Premium is a highly convenient gas-assisted two level bicycle parking system. The lifting system ensures that a bicycle can be parked on the top level effortlessly. The end of the light-weight aluminium upper track rests on the ground so that the bicycle can simply be wheeled onto it and hardly has to be lifted at all. The two levels mean that the parking capacity is doubled!


Versatile - Can be configured to meet the number of spaces you require

Compliant - Gas assisted system that requires little effort from the cyclist

Secure - Secure at the front and/or rear of the bicycle with chain or D-lock

Easy to use - Designed to be easy to use and operate

Standard sizes starting from L: 1025mm x D: 1900mm x H: 1700mm



Materials, Finishes & Options

Steel
Available in the options below;
For further details on our **steel** visit our **materiality** page >>

Standard



Galvanised



ST&GO Bike Maintenance Stand

The ST&GO Bike Maintenance Stand is equipped with bike tools and tyre pump with universal connector. Made from anti-corrosion anodised aluminium. Standard colour is Grey RAL 7030. Colours Green RAL 6021 and Blue RAL 5024 also available. Customised graphics including logos or text available. Can be fitted with 1 to 4 wheel bike stands, useful during tyre inflation.

Tool Set is made from stainless steel and includes:

1 cross-head screwdriver 1 flathead screwdriver 1 adjustable spanner 0-22mm 2 tyre levers 1 x 15 mm spanner + 1 x 13 mm spanner 1 set of Allen keys 1 pedal spanner 32cm long 1 L-shaped Torx T25 wrench 18 x 8cm

L: 440mm x D: 300mm x H: 1506mm. W: 16.5kg.



Materials, Finishes & Options