

CANOPIES & WALKWAYS





We are far from just a street furniture supplier

As designers, manufacturers and installers of street furniture, canopies and shelters, we pride ourselves on being the go-to experts that can offer you more.

We are determined to ensure that your outdoor space is vibrant, practical, aesthetically pleasing and functional, whilst offering you cost-effective solutions to your outdoor space planning.

As a company, we like to change the way people interact with the outdoor space, and how they view the landscape too.

We are determined to help organisations create outdoor environments that people enjoy walking through, interacting with or simply using it as a stopping and gathering point.

Our resources, flexibility and expertise often enables us to deliver more performance than your budget specifies and we will always go that extra mile for our clients when it comes to providing excellent customer service.

We are proud to have had over three decades of experience and expertise in our sector, allowing us to assist your organisation in choosing the right products for your individual scheme.

We are Bailey Streetscene



Benfield Canopy

Benfield is a versatile freestanding barrel roof canopy with steel beam supports and roof frame that is clad as standard with multiwall polycarbonate. A low-maintenance and durable design to create an array of shelter options for protecting customers, employees, or pupils from the weather.

Customisable options include:

- Powder coating in a range of RAL colours
- Can be clad with UV stable PET sheeting
- Bespoke sizes available on request
- Surface or subsurface mounting
- Guttering

Advantages of this design include:

- Barrel roof for water run-off
- Minimal design increases usable space beneath
- Does not require fixing to the building
- Low Maintenance

Ideal for:

- Bicycle/motorbike parking
- Car parking
- Playgrounds
- Outdoor dining
- Walkways / entrances
- Waiting areas

Our steel structures are manufactured to BS EN 1090 standards.

Manufactured to suit customer requirements

**TECHNICAL
DRAWINGS
AVAILABLE ON
REQUEST**


**PLEASE CONTACT
OUR SALES TEAM**

Materials, Finishes & Options

Steel

Available in the options below;
for further details on our **steel** visit our **materiality page >>**

Standard



Galvanised

Premium



Powder coated

Plastic

Available in the options below;
for further details on our **Plastic** visit our **materiality page >>**

Standard



80% light transmittance

Premium



Coloured




Opaque



Smoked Grey

Fixtures

This product can be customised with a range of optional fixtures. If you have any further bespoke requirements **get in touch**, our sales team will be happy to help.



Surface mount / Root fixed



Bespoke sizes



Security additions



Columbus Canopy

Columbus Canopy is supported by a series of steel beams and is partially wall mounted, with PET roof slanting from the building and an additional roof extending outwards which diverts rainwater to integrated guttering within the legs.

Customisable options include;

- Powder coating in a range of RAL Colours
- Varying roof lengths
- Bespoke guttering options
- Leaf Guards

Advantages of this design include;

- Unique and modern look
- Reduced risk of water damage to the structure and the area below the canopy
- Creates a natural flow of air, providing ventilation and reducing the buildup of heat.
- Can be customised to fit a variety of spaces.
- Durable and long-lasting.

Ideal Canopy option for;

- Walkways
- Schools
- Shopping centres
- Healthcare institutions

All our Canopies are manufactured to BS EN 1090 Standards.

Manufactured to suit customer requirements


**TECHNICAL
DRAWINGS
AVAILABLE ON
REQUEST**

**PLEASE CONTACT
OUR SALES TEAM**

Materials, Finishes & Options


Steel

Available in the options below;
For further details on our **steel** visit our **materiality page >>**




Plastic

Available in the options below;
For further details on our **Plastic** visit our **materiality page >>**



Fixtures

This product can be customised with a range of optional fixtures. If you have any further bespoke requirements **get in touch**, our sales team will be happy to help.





Arbor Canopy

The Arbor Canopy is a large cantilevered freestanding steel structure that features a curved roof that slopes to the rear to divert rainwater. The design utilises below-ground fixings and a branching structure to secure the canopy.Â

Customisable options include:

- Powder coating in a range of RAL colours
- Bespoke sizes available on request

Advantages of this design include:

- Does not require fixing to the building
- Can be designed to fit the space available
- Durable and low maintenance
- Increases usability and value of a space

Ideal for:

- Walkways
- Business parks
- Schools/Universities
- Retail/Hospitality

Our steel structures are manufactured to BS EN 1090 standards.

Manufactured to suit customer requirements

**TECHNICAL
DRAWINGS
AVAILABLE ON
REQUEST**


**PLEASE CONTACT
OUR SALES TEAM**

Materials, Finishes & Options

Steel

Available in the options below;
for further details on our **steel** visit our **materiality page >>**

Standard



Galvanised

Premium



Powder coated

Plastic

Available in the options below;
for further details on our **Plastic** visit our **materiality page >>**

Standard



80% light transmittance

Premium



Coloured




Opaque



Smoked Grey

Fixtures

This product can be customised with a range of optional fixtures. If you have any further bespoke requirements **get in touch**, our sales team will be happy to help.



Surface mount / Root fixed



Bespoke sizes



Security additions



Brandon Canopy

Brandon is a large versatile freestanding monopitch canopy with steel beam supports and roof frame that is clad as standard with multiwall polycarbonate. A low-maintenance and durable option for protecting customers, employees, or pupils from the weather.

Customisable options include:

- Powder coating in a range of RAL colours
- Can be clad with UV stable PET sheeting
- Bespoke sizes available on request
- Surface or subsurface mounting
- Guttering

Advantages of this design include:

- Monopitch roof for water run-off
- Minimal design increases usable space beneath
- Does not require fixing to the building
- Extends usable outdoor space
- Low Maintenance

Ideal for:

- Entrance
- Outdoor classrooms
- Waiting areas
- Courtyard covers

Our steel structures are manufactured to BS EN 1090 standards.

Manufactured to suit customer requirements

**TECHNICAL
DRAWINGS
AVAILABLE ON
REQUEST**


**PLEASE CONTACT
OUR SALES TEAM**

Materials, Finishes & Options

Steel

Available in the options below;
for further details on our **steel** visit our **materiality page >>**

Standard



Galvanised

Premium



Powder coated


Plastic Roof Cladding

Available in the options below;
for further details on our **Plastic** visit our **materiality page >>**

PET Sheet




Triple wall Polycarbonate



Fixtures

This product can be customised with a range of optional fixtures. If you have any further bespoke requirements **get in touch**, our sales team will be happy to help.



Surface mount
/ Roof fixed



Bespoke
sizes



Security
additions



Shafton Walkway

The Shafton Walkway is a versatile freestanding barrel roof canopy with steel beam supports and roof frame that is clad as standard with multiwall polycarbonate. A low-maintenance and durable design to create connected walkways for protecting customers, employees, or pupils from the weather.

Customisable options include:

- Powder coating in a range of RAL colours
- Can be clad with UV-stable PET sheeting
- Bespoke sizes available on request
- Surface or subsurface mounting
- Guttering

Advantages of this design include:

- Barrel roof for water run-off
- Minimal design increases usable space beneath
- Does not require fixing to the building
- Low Maintenance

Ideal for:

- Walkways
- Waiting areas
- Entrance canopies

Our steel structures are manufactured to BS EN 1090 standards.

Manufactured to suit customer requirements


**TECHNICAL DRAWINGS
AVAILABLE ON
REQUEST**

**PLEASE CONTACT OUR
SALES TEAM**

Materials, Finishes & Options


Steel

Available in the options below;
for further details on our **steel** visit our **materiality page >>**



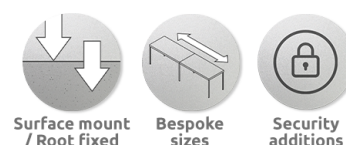
Plastic

Available in the options below;
for further details on our **Plastic** visit our **materiality page >>**



Fixtures

This product can be customised with a range of optional fixtures. If you have any further bespoke requirements **get in touch**, our sales team will be happy to help.





Birley Canopy

Birley is a versatile freestanding monopitch canopy with steel beams that are partially clad with a choice of hardwood or softwood timber, supporting a timber roof frame that is clad as standard with multiwall polycarbonate. A low-maintenance option for protecting customers, employees, or pupils from the weather.

Customisable options include:

- Hardwood or Softwood
- Powder coating in a range of RAL colours
- Can be clad with UV-stable PET sheeting
- Bespoke sizes available on request
- Surface or subsurface mounting
- Guttering

Advantages of this design include:

- Monopitch roof for water run-off
- Minimal design increases usable space beneath
- Does not require fixing to the building
- Extends usable outdoor space
- Low Maintenance

Ideal for:

- Outdoor classrooms
- Waiting areas
- Courtyard covers
- Cycle parking
- Entrance canopies and walkways.


Our steel structures are manufactured to BS EN 1090 standards.

Manufactured to suit customer requirements

Materials, Finishes & Options

Steel

Available in the options below;
for further details on our **steel** visit our **materiality page >>**



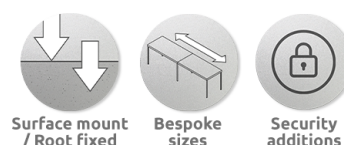
Timber

Available in the options below;
for further details on our **timber** visit our **materiality page >>**



Fixtures

This product can be customised with a range of optional fixtures. If you have any further bespoke requirements **get in touch**, our sales team will be happy to help.



**TECHNICAL
DRAWINGS
AVAILABLE ON
REQUEST**

**PLEASE CONTACT
OUR SALES TEAM**



Bexley Canopy

Bexley is a versatile freestanding monopitch canopy with steel beam supports and roof frame that is clad as standard with multiwall polycarbonate. A low-maintenance and durable option for protecting customers, employees, or pupils from the weather.

Customisable options include:

- Powder coating in a range of RAL colours
- Can be clad with UV-stable PET sheeting
- Bespoke sizes available on request
- Surface or subsurface mounting
- Guttering

Advantages of this design include:

- Monopitch roof for water run-off
- Minimal design increases usable space beneath
- Does not require fixing to the building
- Extends usable outdoor space
- Low Maintenance

Ideal for:

- Outdoor classrooms
- Waiting areas
- Courtyard covers
- Cycle parking
- Entrance canopies and walkways.

Our steel structures are manufactured to BS EN 1090 standards.

Manufactured to suit customer requirements

**TECHNICAL
DRAWINGS
AVAILABLE ON
REQUEST**


**PLEASE CONTACT
OUR SALES TEAM**

Materials, Finishes & Options

Steel

Available in the options below;
for further details on our **steel** visit our **materiality page >>**

Standard



Galvanised

Premium



Powder coated


Plastic Roof Cladding

Available in the options below;
for further details on our **Plastic** visit our **materiality page >>**

PET Sheet

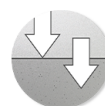


Triple wall Polycarbonate



Fixtures

This product can be customised with a range of optional fixtures. If you have any further bespoke requirements **get in touch**, our sales team will be happy to help.




Surface mount
/ Root fixed



Bespoke
sizes



Security
additions



OPEN
IMAGE
GALLERY



Aspen Canopy

Aspen is a versatile freestanding monopitch canopy with steel beam supports with a softwood timber roof frame that is clad as standard with multiwall polycarbonate. A classic and durable option for protecting customers, employees, or pupils from the weather.

Customisable options include:

- Powder coating in a range of RAL colours
- Can be clad with UV stable PET sheeting
- Hardwood timbers
- Bespoke sizes available on request
- Surface or subsurface mounting
- Guttering

Advantages of this design include:

- Monopitch roof for water run-off
- Minimal design increases usable space beneath
- Does not require fixing to the building
- Extends usable outdoor space
- Low maintenance

Ideal for:

- Outdoor classrooms
- Waiting areas
- Courtyard covers
- Cycle parking
- Entrance canopies and walkways.

Our steel structures are manufactured to BS EN 1090 standards.

Manufactured to suit customer requirements

**TECHNICAL
DRAWINGS
AVAILABLE ON
REQUEST**


**PLEASE CONTACT
OUR SALES TEAM**

Materials, Finishes & Options

Steel

Available in the options below;
for further details on our **steel** visit our **materiality page >>**

Standard



Galvanised

Premium



Powder
coated

Timber

Available in the options below;
for further details on our **timber** visit our **materiality page >>**

Standard



Softwood

Premium



Iroko




Sapele



Cumaru

Fixtures

This product can be customised with a range of optional fixtures. If you have any further bespoke requirements **get in touch**, our sales team will be happy to help.



Surface mount
/ Roof fixed



Bespoke
sizes



Security
additions



Moreton Canopy

The Moreton is a Gull Wing style canopy which is supported by a series of steel posts and beams, with PET roof extending outwards on both sides, creating a distinctive shape.

Customisable options include;

- Powder coating in a range of RAL Colours
- available with multiwall polycarbonate cladding
- Varying roof lengths
- Bespoke guttering options
- Leaf Guards

Advantages of this design include;


- Unique and modern look.
- Reduced risk of water damage to the structure and the area below the canopy.
- Creates a natural flow of air, providing ventilation and reducing the buildup of heat.
- Can be customised to fit a variety of spaces.
- Durable and long-lasting.

Ideal Canopy option for;

- Walkways
- Cycle Parking
- Schools
- Shopping centres
- Hospitals
- Outdoor Play Areas

All our Canopies are manufactured to BS EN 1090 Standards.

Standard size - L: 5000mm x D: 4000mm x H: 3100mm




Materials, Finishes & Options

Steel

Available in the options below;
for further details on our **steel** visit our **materiality page >>**

Standard



Galvanised

Premium



Powder coated


Plastic Roof Cladding

Available in the options below;
for further details on our **Plastic** visit our **materiality page >>**

PET Sheet

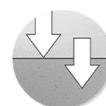


Triple wall Polycarbonate



Fixtures

This product can be customised with a range of optional fixtures. If you have any further bespoke requirements **get in touch**, our sales team will be happy to help.




Surface mount / Root fixed



Bespoke sizes



Security additions



Moreland Canopy

The Moreland Canopy is a truly versatile wall mounted canopy and is available in standard modules from stock, or as a tailored unit to suit your requirements. It can be installed for a variety of applications including covered walkways, cycle parking and motorcycle parking. This canopy gives clear access and is ideal for situations where floor space is restricted.

Manufactured from a mild steel frame, hot dipped galvanised as standard and can be powder coated in a wide range of RAL or BS colours. The roof can be clad with UV stable PET Sheeting or multiwall polycarbonate,

Customisable options include:

- Powder coating in a range of RAL colours
- Bespoke sizes available on request
- Guttering

Advantages of this design include:

- Monopitch roof for water run-off
- Minimal design increases usable space beneath
- Extends usable outdoor space
- Low Maintenance

Ideal for:

- Entrance
- Outdoor classrooms
- Courtyard covers

Our steel structures are manufactured to BS EN 1090 standards.

Manufactured to suit customer requirements

**TECHNICAL
DRAWINGS
AVAILABLE ON
REQUEST**


**PLEASE CONTACT
OUR SALES TEAM**

Materials, Finishes & Options

Steel

Available in the options below;
for further details on our **steel** visit our **materiality page >>**

Standard



Galvanised

Premium



Powder coated

Plastic Roof Cladding

Available in the options below;
for further details on our **Plastic** visit our **materiality page >>**

PET Sheet

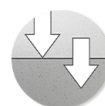


Triple wall Polycarbonate



Fixtures

This product can be customised with a range of optional fixtures. If you have any further bespoke requirements **get in touch**, our sales team will be happy to help.



Surface mount / Roof fixed



Bespoke sizes



Security additions



Stadium Canopy

The Stadium Canopy is a cantilevered freestanding steel structure that slopes to the rear to divert rainwater into the aluminium drainage system.

The name is derived from the 'œstadium' shaped corrugated steel roof. The design utilises below-ground fixings and a branching structure to secure the canopy in 8 points.

Customisable options include:

- Powder coating in a range of RAL colours
- Bespoke sizes available on request
- Green roof options

Advantages of this design include:

- Does not require fixing to the building
- Can be designed to fit the space available
- Durable and Low Maintenance
- Increases usability and value of a space

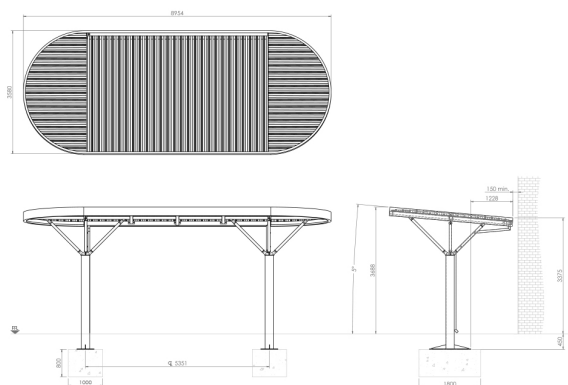
Ideal for:

- Business parks
- Schools/Universities
- Retail/Hospitality

Our steel structures are manufactured to BS EN 1090 standards.

Â

L: 8954mm x H: 3580mm x D: 3688mm




Materials, Finishes & Options

Steel

Available in the options below;
for further details on our **steel** visit our **materiality page >>**

Standard



Galvanised

Premium




Powder coated


Colours

Available in a huge range of **RAL** colours.

Our most popular colours are;



Jet black



Graphite grey




Ultramarine



White

Fixtures

This product can be customised with a range of optional fixtures. If you have any further bespoke requirements **get in touch**, our sales team will be happy to help.



Surface mount / Root fixed



Bespoke sizes



Security additions



St Marks Pergola

The St Marks Pergola is a free-standing canopy with robust steel pillars and hardwood timber crossbeams that filter direct sunlight and provide an ambient shaded environment for an array of uses such as walkways and outdoor seating areas.

Customisable options include:

- Choice of softwood or hardwood
- Powder coating in a range of RAL colours
- Bespoke sizes available on request

Coordinated accessories such as seating, tables and ashtrays

- Can be adapted to suit other uses such as enclosed cycle parking and bin storage

Advantages of this design include:

- Does not require fixing to the building
- Can be designed to fit the space available
- Durable and Low Maintenance
- Increases usability and value of a space

Ideal for:

- Residential
- Roof Terraces
- Business parks
- Schools/Universities

Our steel structures are manufactured to BS EN 1090 standards.

Manufactured to suit customer requirements

**TECHNICAL
DRAWINGS
AVAILABLE ON
REQUEST**

**PLEASE CONTACT
OUR SALES TEAM**

Materials, Finishes & Options

Timber

Available in the options below;
for further details on our timber visit our [materiality page >>](#)

Soft Wood



Siberian
Larch

Hard Wood




Sapele


Colours

Available in a huge range of RAL colours.

Our most popular colours are;



Jet black



Graphite
grey



Ultramarine



White



Melford Doorway Canopy

The Melford Doorway canopy is a free-standing barrel roof cantilever structure designed to offer shelter at the entrance of buildings. The traditional-looking arched roof allows for rainwater to run off into integrated guttering and drainage through the legs.

Customisable options include:

- Powder coating in a range of RAL colours
- Roof can be clad with 10mm multiwall PET or UV stable, scratch-resistant plastisol
- Bespoke sizes available on request

Advantages of this design include:

- Does not require fixing to the building
- Can be designed to fit the space available
- Barrel roof for water run-off to integrated guttering

Ideal for:

- Entrances
- Business parks
- Schools/Universities
- Hospitals
- Retail/Hospitality

We recommend a 200-300mm gap between the building and the canopy to allow for natural movement.

All our canopies are manufactured to BS EN 1090 standards.

Manufactured to suit customer requirements

**TECHNICAL
DRAWINGS
AVAILABLE ON
REQUEST**


**PLEASE CONTACT
OUR SALES TEAM**

Materials, Finishes & Options

Steel

Available in the options below;
for further details on our **steel** visit our **materiality page >>**

Standard



Galvanised

Premium




Powder coated


Plastic

Available in the options below;
for further details on our **Plastic** visit our **materiality page >>**

Multiwall Polycarbonate




PVC Plastisol Coated Sheets



Fixtures

This product can be customised with a range of optional fixtures. If you have any further bespoke requirements **get in touch**, our sales team will be happy to help.



Surface mount / Roof fixed



Bespoke sizes



Security additions