



Protect Cycle Stand

The Protect Cycle Stand is tested to withstand impact from vehicles to IWA 14-1 standards. As standard the cycle stand is manufactured in a grade 304 grit brushed finished stainless-steel sleeve, with the option of either Flat top or fully welded dome top and 2 Sapele hardwood timber bumpers. Also available in galvanised and powder-coated steel.

This Cycle Stand sits atop a 'Protect Impact Core' that is hot dip galvanised to BS EN 1461:2009 as standard and cast in concrete at a total depth of only 250mm.

DIMS:

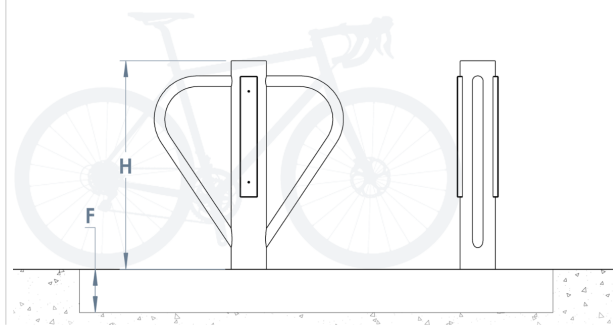
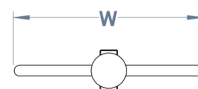
Â Above ground - W: 139 x L: 750 x H: 820mm / Below ground - W: 1300 x L: 1300 x H: 250mm

MATERIALS:

Â Cycle Stand: G304/316 Stainless Steel, Sapele Timber/ Protect Core: Galvanised Steel

IWA 14-1:2013 TEST RATING:Â

Single Core - V/1500[M1]/48/90:2.2 / Dual Core - V/2500[N1G]/48/90:0.0
W: 139 x L: 750 x H: 820mm



Materials, Finishes & Options


Steel

Available in the options below;
for further details on our **steel** visit our **materiality page >>**

Timber

Available in the options below;
for further details on our **timber** visit our **materiality page >>**

Standard



Galvanised

Premium



Powder coated



Stainless steel

Soft Wood



Siberian Larch

Hard Wood



Sapele